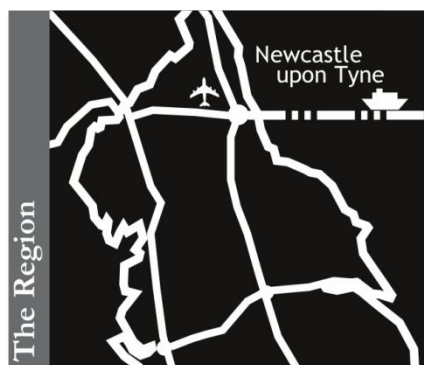


How to Find St James Park

How to get here...



By Air

Newcastle International Airport is 20 minutes from Newcastle City Centre by car or taxi. The Tyne & Wear Metro System provides a direct link to the City.

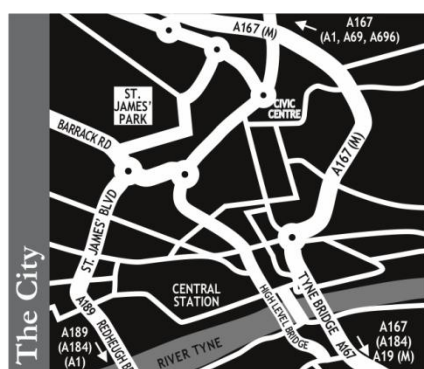
By Sea

The International Ferry Terminal is 20 minutes from Newcastle City Centre by car or taxi. DFDS provide a public transport link from the port to Newcastle Central Railway Station. For details of sailings telephone 0191 293 6262.

By Rail

Newcastle Central Railway Station is only 5 minutes from St. James' Park by car or taxi. The Tyne & Wear Metro System provides a link to St. James' Park. For details of services telephone 0845 7 48 49 50.

For further details of the Tyne & Wear Metro system telephone Traveline: 0871 200 22 33.



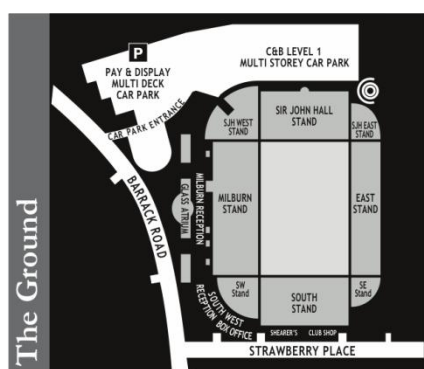
By Road

From the A1 North or South take the A184 slip road. Follow the signs for the A189 to cross the Redheugh Bridge, leading onto St. James' Boulevard.

Travel all the way to the bottom of the Boulevard.

Turn left at the traffic lights onto Barrack Road (the Stadium is on the right) & over the next set of traffic lights moving into the right hand lane.

Turn right at the next set of traffic lights into St. James' Park.



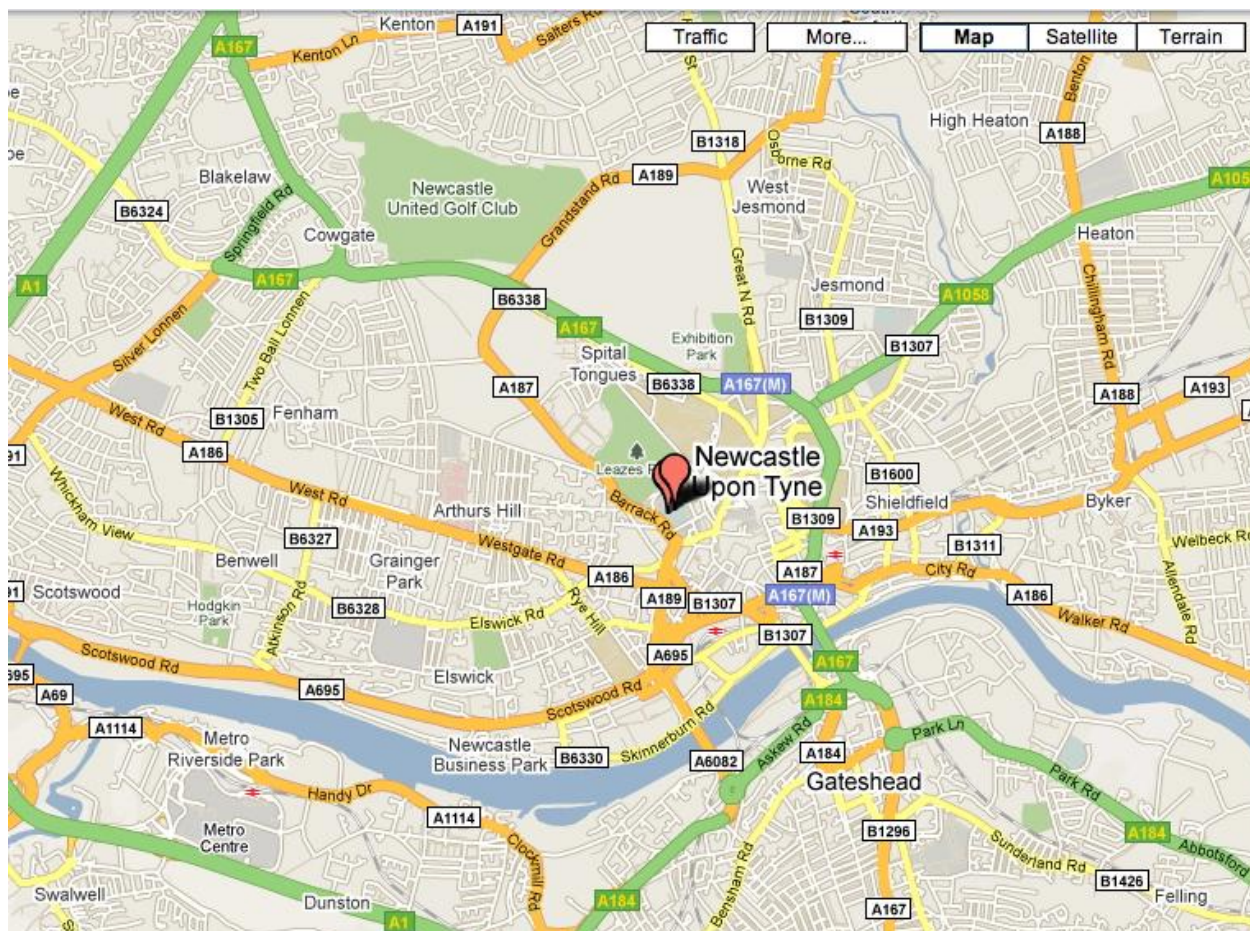
Upon Arrival

Conferencing & Banqueting guests are required to enter St. James' Park at the Barrack Road entrance.

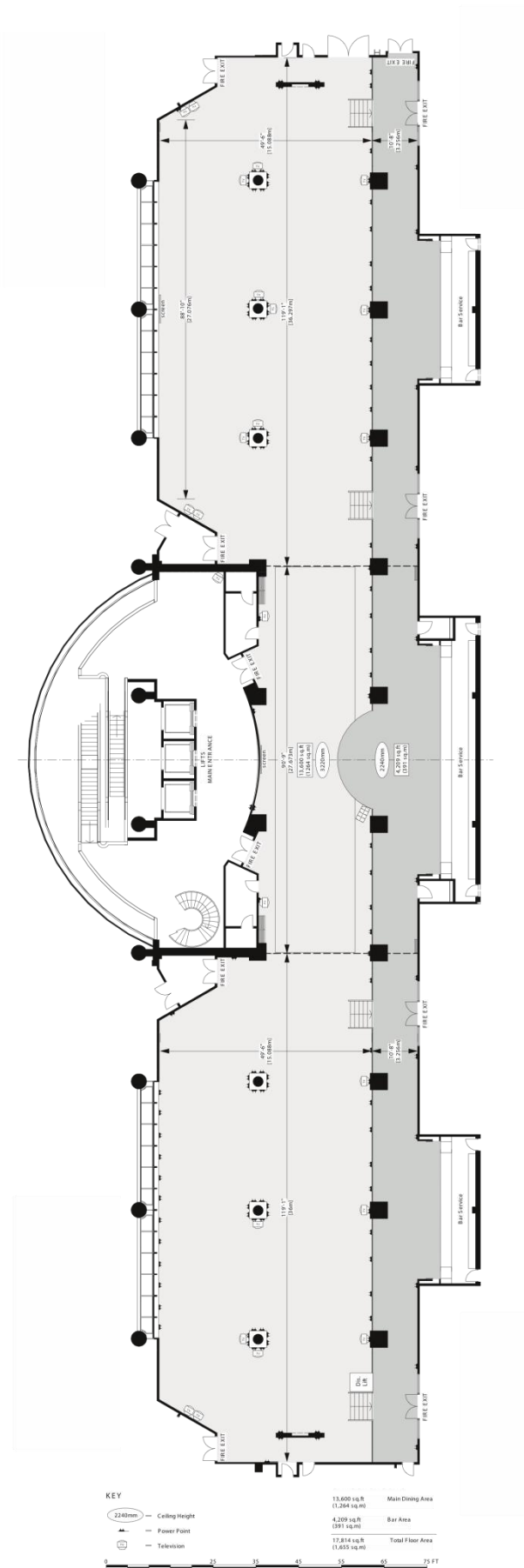
For those arriving by road, an attendant will advise where to park.

The attendant will direct guests to the relevant reception area for their function, where the receptionists will be delighted to give further assistance.

There are a limited number of 'free of charge' parking spaces in our C & B multi storey car park, also a metered car park on site. Please see parking information.



Bamburgh Suite



Car Parking

St James Park has free on-site parking for delegates of the conference. The car parking areas (*level one of the multi-storey and the pay and display car parks only*) are accessed from Barrack Road.

At the traffic lights, turn into the ground and drive straightforward, an attendant's box is on the right. Please feel free to stop and be advised where to park. Follow signs for '*Conference and Banqueting Car Parking*', and or, in the unlikely event that level one is full, for the *pay and display*.

All other parking spaces in the ground (e.g. levels two and above in the multi-storey car park) are owned by the City Council and you require either a permit or a ticket to park there (we cannot be held responsible for any parking tickets received by guests).

Should guests require disabled car parking, City Council bays are available on the ground level outside the multi-storey or it is possible for us to make other arrangements for disabled guests, given prior notice.

Accessibility

Wheelchair access is available in this venue. This documentation is available in large print format. To obtain a copy in large print please contact staff on the reception desk. Hearing loop users are requested to contact staff on the reception desk as soon as possible.